



DEA TOX

DRUG ENFORCEMENT ADMINISTRATION
TOXICOLOGY TESTING PROGRAM

QUARTERLY REPORT

First Quarter – 2024



**U.S. Department of Justice
Drug Enforcement Administration
Diversion Control Division
Drug and Chemical Evaluation Section**

Contents

Introduction	3
Summary.....	4
Novel Psychoactive Substances.....	5
Traditional Recreational Drugs.....	8
Prescription and Over the Counter Drugs	11
Precursors/Additives/Impurities	15
Drug Products	16
Public Domain Notice.....	17

Introduction

The Drug Enforcement Administration's Toxicology Testing Program (DEA TOX) began in May 2019 as a surveillance program aimed at detecting new psychoactive substances within the United States. In response to the ongoing synthetic drug epidemic, the Drug Enforcement Administration (DEA) awarded a contract with the University of California at San Francisco (UCSF) to analyze biological samples generated from overdose victims of synthetic drugs.

In many cases, it can be difficult to ascertain the specific substance responsible for the overdose. The goal of DEA TOX is to connect symptom causation to the abuse of newly emerging synthetic drugs (e.g. synthetic cannabinoids, synthetic cathinones, synthetic opioids, other hallucinogens, etc.).

DEA has reached out to local health departments, law enforcement partners, poison centers, drug court laboratories, hospitals, and other medical facilities to offer testing of leftover or previously collected samples for analysis of synthetic drugs. DEA TOX is interested in patients thought to have ingested a synthetic drug, where the traditional drug screen has produced little or no viable options to explain the symptoms exhibited by the patient (alcohol and THC are exempted). DEA TOX may approve testing of unused biological samples or on occasion non-biological samples from a medical facility or law enforcement partner only.

Requests for testing may be submitted directly to DEA TOX (DEATOX@DEA.GOV). Upon explicit approval of the request for testing of specific samples, the originating laboratory is invited to send their samples to the Clinical Toxicology and Environmental Biomonitoring (CTEB) Laboratory at UCSF. DEA covers the full cost of analysis for each sample approved for testing. Using liquid chromatography quadrupole time-of-flight mass spectrometry, synthetic drugs identified within the samples are confirmed and quantified.

The CTEB laboratory currently maintains a comprehensive drug library consisting of 1298 drugs, of which 1008 are new psychoactive substances (NPS).

This publication presents the results of cases analyzed and completed by the CTEB laboratory from January 1, 2024, through March 31, 2024. Confirmed levels denoted in the tables below with a defined range represent the low and high concentrations reported when the frequency of detection is greater than one.

Summary

Between January 1, 2024 and March 31, 2024, 180 biological samples from 172 cases originating from 18 states namely, California (2), Florida (13), Georgia (17), Illinois (5), Kansas (4), Kentucky (25), Louisiana (3), Maryland (4), Michigan (2), Nebraska (20), New Mexico (1), Ohio (14), Oregon (4), Tennessee (46), Texas (8), Utah (2), Washington (1), and Wyoming (1) were analyzed by DEA TOX. These samples were analyzed for NPS, traditional recreational drugs (TRD), prescription or over the counter (OTC) drugs, dietary stimulant substances (DSS), and precursors, additives, and impurities (P/A/I). The biological samples submitted consisted of 48 serum, 15 plasma, 82 whole blood, one muscle tissue, and 34 urine samples. Eight drug product samples were also analyzed originating from Florida (1), Oregon (2), Tennessee (3), and Washington (2).

DEA TOX identified and confirmed a total of 1224 drugs and metabolites that consisted of 107 NPS detections, 479 TRD detections, 469 prescription or OTC drug detections, 79 DSS, and 90 P/A/I detections during this reporting period (Fig. 1A)¹. While some drugs identified could be placed in more than one category, for purposes of this report and for consistency, DEA TOX placed such substances in a single category only. Many prescription drugs that are commonly abused and encountered are listed as TRD. Substances that are not approved by the Food and Drug Administration for medical use within the U.S. are considered NPS.

A breakdown of the 1223 total drug and metabolite confirmations demonstrated 113 different drugs, which consisted of 19 NPS, 20 TRD, 65 prescription or OTC drugs, 3 DSS, and 6 P/A/I.

Of the cases submitted this quarter, 64 out of the 172 cases (37.2%) detected at least one NPS. In addition, 74 out of the 172 cases (43.0%) contained fentanyl.

For the first quarter 2024, the frequency in which an NPS was identified will also note the number of fatal cases. For example, a frequency denoted as 12(5) would refer to 12 total cases, of which 5 were fatal.

Starting in this report, we will also change the name of the drug category, “Traditional Illicit Drugs” to “Traditional Recreational Drugs” to include common drugs of abuse that are not regulated.

Fig. 1A Detection frequency

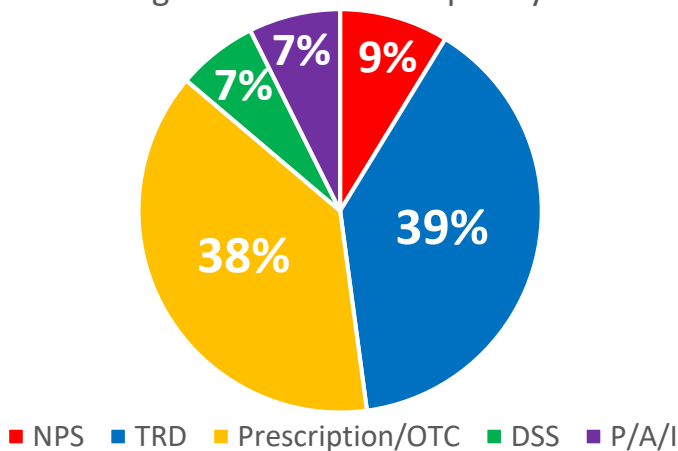
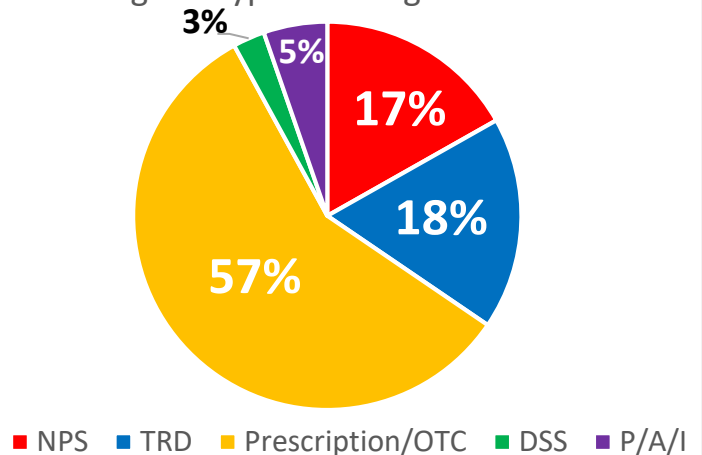
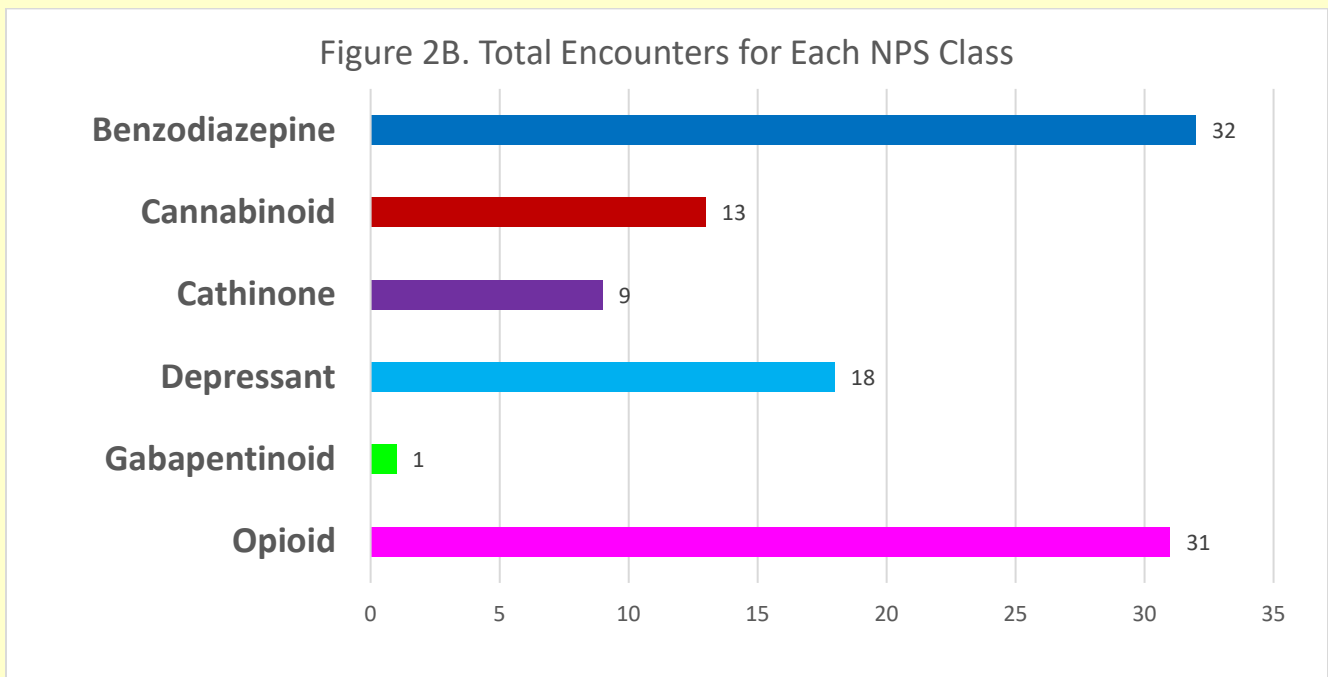
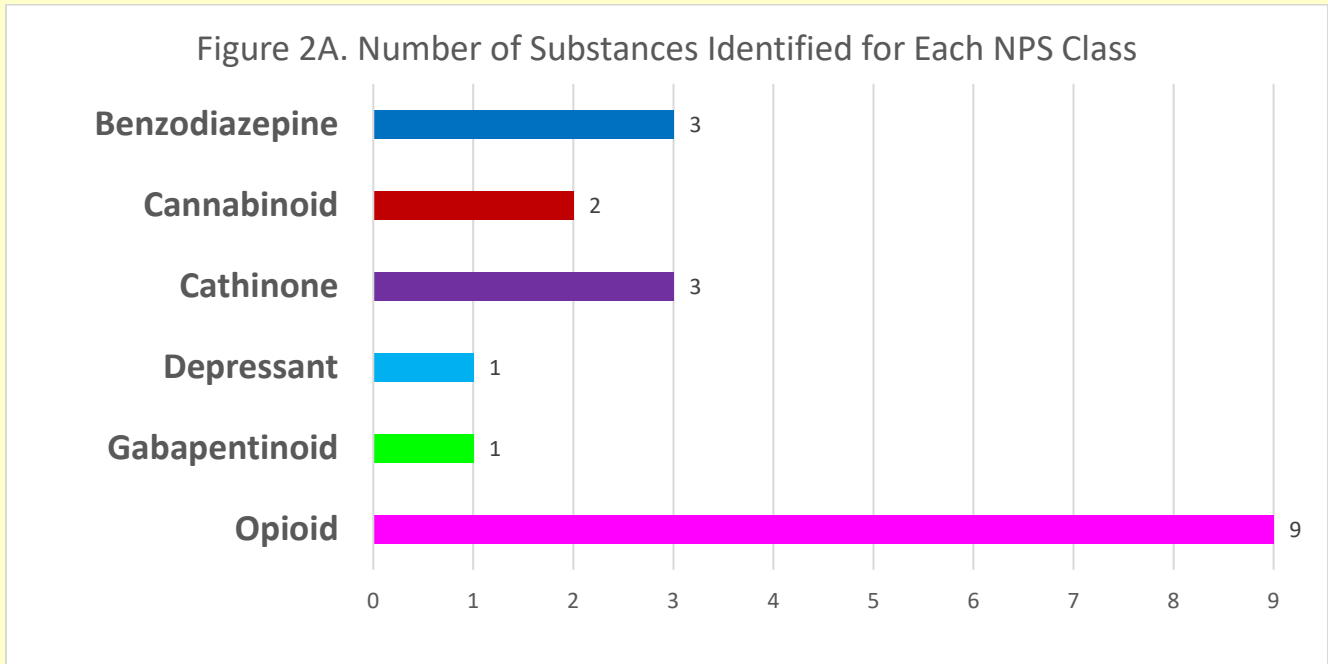


Fig. 1B Types of Drugs Detected



Novel Psychoactive Substances

DEA TOX confirmed 104 detections comprising of 19 NPS^s (Table 1) from six different classes of drugs (Figure 2A) in biological samples in the first quarter of 2024. The total encounters for each NPS class are summarized in Figure 2B. An additional three NPS detections from drug products are described in Table 6.



Drug Enforcement Administration – Toxicology Testing Program

Table 1. NPS detected in Biological Samples – First Quarter 2024

Drug Class	Drug	Freq. (Fatal)	States Found*	Confirmed Levels (ng/mL)**			
				S	P	WB	U
Benzo- diazepine (3)	8-Amino Clonazolam	3 (3)	TN(2), TX			1.3-5.7	
	Bromazolam	26 (23)	GA, KY, NE, TN(23)	5.8- 192	1.1	0.5- 206	
	Desalkylgidazepam	3 (3)	TN(3)			8.7- 999	
Cannabinoid (2)	11-nor-9-carboxy- delta-8-THC	7 (2)	IL(2), KY, MD, OH, TN, TX	345- 22500			247- 13200
	Delta-8-THC	3 (1)	KY, TN, TX	17.8- 48.0	55.5		
	MDMB-4en-PINACA	1 (0)	KY			1.1	
	MDMB-4en-PINACA acid metabolite	2 (2)	KS(2)			7.9-9.4	
Cathinone (3)	Methcathinone	1 (0)	KY				19.8
	N,N- Dimethylpentylone	4 (4)	FL(4)			427- 1880	
	Pentylone	4 (4)	FL(4)			181- 681	
Depressant (1)	Xylazine	18 (13)	GA, OH(4), TN(13)	1.6- 32.0	4.1- 13.2	2.3- 48.0	21.6- 23.3
Gabapentinoid (1)	Phenibut	1 (1)	TN			1970	

*FL – Florida; GA – Georgia; OR – Oregon; IL – Illinois; KY – Kentucky; KS – Kansas; MD – Maryland; NE – Nebraska; OH – Ohio; TN – Tennessee; TX – Texas.

**S – Serum; P – Plasma; WB – Whole Blood; U – Urine

§ - Parent drugs or metabolites are only counted once for the number of drugs detected in Tables 1-5. If only a metabolite is encountered in the absence of a parent drug, it will still be counted as a unique drug. Both parent drugs and metabolites are counted as detections.

Drug Enforcement Administration – Toxicology Testing Program

Table 1 (Continued). NPS detected in Biological Samples – First Quarter 2024

Drug Class	Drug	Freq. (Fatal)	States Found*	Confirmed Levels (ng/mL)**			
				S	P	WB	U
Opioid (9)	5-Amino Isotonitazene	1 (1)	TN			0.4	
	7-OH Mitragynine	6 (3)	KY(3) GA, TN(2)	3.7	132	20.8- 26.5	289- 5580
	Brorphine	1 (1)	TN			8.2	
	Despropionyl <i>para</i> -fluorofentanyl	1 (1)	NE			0.1	
	Metonitazene	2 (2)	TN(2)			0.4- 12.4	
	Mitragynine	11 (8)	FL, GA, KY(3), NE(3), TN(3)	34.9	71.5	1.1- 286	1470- 25900
	N-Pyrrolidino Etonitazene	1 (0)	OH		20.3		
	N-Pyrrolidino Protonitazene	1 (1)	TN			30.3	
	<i>para</i> -Fluorofentanyl	4 (2)	KY, NE, OH, TN	9.2	0.5	2.0	5.0
	Protonitazene	2 (1)	OH, TN		3.9	2.2	
	Tianeptine	1 (1)	TN			499	

* FL – Florida; GA – Georgia; KY – Kentucky; NE – Nebraska; OH – Ohio; TN – Tennessee.

**S – Serum; P – Plasma; WB – Whole Blood; U – Urine

§ - Parent drugs or metabolites are only counted once for the number of drugs detected in Tables 1-5. If only a metabolite is encountered in the absence of a parent drug, it will still be counted as a unique drug. Both parent drugs and metabolites are counted as detections.

Traditional Recreational Drugs

DEA TOX confirmed 463 detections of 20 TRDs[§] (Table 2) in biological samples in the first quarter of 2024. 16 additional TID detections from drug products are described in Table 6.

Table 2. TRD Detected in Biological Samples – First Quarter 2024

Drug Class	Drug	Freq.	States Found*	Confirmed Levels (ng/mL)**			
				S	P	WB	U
Amphetamine (4)	4-OH Methamphetamine	5	CA, GA, KY(2), UT	65.1			99.4-1140
	Amphetamine	16	GA(2), KY(3), NE(3), TN(8)	151-996		16.4-730	6400-18800
	Methamphetamine	43	CA(2), GA(8), IL(1), KY(7), NE(6), OH(2), TN(16), UT	5.5-17700	6.8-393	3.0-11000	42.3-308000
	MDA	1	OR		924		
	MDMA	1	TN			120	
	HMMA	1	KY				25.6
Arylcyclohexylamine (1)	Ketamine	4	KY, OR, TX, WA	6760	501	0.8	
Cannabinoid (2)	11-nor-9-carboxy-delta-9-THC	11	CA, FL, KY(3), MD, NE, OH, TX(2), UT,	271		155-981	62.7-2200
	Cannabidiol	4	IL(2), NE, UT			NQ	NQ
	Delta-9-THC	2	GA, KY	21.6	93.6		
Cocaine (2)	Benzoyllecgonine	45	CA(2), FL(4), GA(10), IL, KY(8), LA, NE(3), OH(3), OR, TN(11), TX	0.4-1350	112-690	0.8-11000	4.2-651000
	Cocaethylene	8	FL, GA(3), KY, NE(2), TN	NQ		NQ	NQ
	Cocaine	20	FL(2), GA(8), KY(2), NE(2), OH(2), TN(4)	0.5-278	3.2	0.2-1230	4600-14100
	Ecgonine Methyl Ester	33	CA, FL, GA(9), KY(5), LA, NE(3), OH(3), OR, TN(8), TX	NQ	NQ	NQ	NQ

Drug Enforcement Administration – Toxicology Testing Program

Table 2 (Continued). TRD in Biological Samples – First Quarter 2024

Drug Class	Drug	Freq.	States Found*	Confirmed Levels (ng/mL)**			
				S	P	WB	U
Opioids (9)	6-Acetyl Morphine	3	LA, OH, TN	0.4-0.6			6.0
	Beta-hydroxy Fentanyl	18	GA(2), KS, KY, NE(3), OH(3), TN(7), UT	1.6-3.9		0.2-87.6	12.1-481
	Codeine	7	GA, NE(3), TN(3)	4.2-1470		3.3-112	
	Desmethyl-cis-Tramadol	2	NE, TN	1.1		2.8	
	Fentanyl	68	FL(3), GA(10), IL, KS(2), KY(6), LA(2), NE(9), OH(4), TN(27), TX(3), UT	1.2-143	0.5-9.5	0.4-1120	83.4-8050
	Norfentanyl	47	CA, GA(5), IL, KS(2), KY(5), NE(7), OH(4), TN(20), TX, UT	0.6-50.0	1.1-8.6	0.3-600	22.3-5220
	Hydrocodone	3	GA, KY, MI	224	18.0		377
	Hydromorphone	3	MI, OR(2)		4.8-5160		45.4
	Morphine	13	GA, KY, LA, NE(2), NM, OH(2), TN(5)	5.8-960		2.2-171	70.9-5350
	Oxycodone	6	GA, KY, LA, NE, OH, TN	1.1-148	20.5	11.6-740	615
	Oxymorphone	2	KY, NE			42.1	418
Tramadol	2	NE, TN	7.0		5.3	28.2	

Drug Enforcement Administration – Toxicology Testing Program

Table 2 (Continued). TRD in Biological Samples – First Quarter 2024

Drug Class	Drug	Freq.	States Found*	Confirmed Levels (ng/mL)**			
				S	P	WB	U
Stimulant Alkaloid (1)	Cotinine	48	CA(2), FL(2), GA(11), IL, KS(2), KY(8), LA, MI, OH(11), OR(2), TN(5), TX(2)	NQ	NQ	NQ	172
	Nicotine	40	CA(2), FL(4), GA, KS, KY(9), MI, NE(3), OH(5), TN(12), TX(2)	NQ		NQ	19.5
	Nornicotine	6	CA, KY(3), OH, TN	NQ			15
Tryptamines (1)	Psilocin	1	KY				103

* CA – California; FL – Florida; GA – Georgia; IL – Illinois; KS – Kansas; KY – Kentucky; LA – Louisiana; MD – Maryland; MI – Michigan; NE – Nebraska; NM – New Mexico; OH – Ohio; OR – Oregon; TN – Tennessee; TX – Texas; UT – Utah; WA – Washington

**S – Serum; P – Plasma; WB – Whole Blood; U – Urine; NQ – not quantified

§ - Parent drugs or metabolites are only counted once for the number of drugs detected in Tables 1-5. If only a metabolite is encountered in the absence of a parent drug, it will still be counted as a unique drug. Both parent drugs and metabolites are counted as detections.

Prescription and Over the Counter Drugs

DEA TOX confirmed 469 detections of 65 prescription or OTC drugs[§] (Table 3) in the first quarter of 2024. Two additional PD/OTC drugs detections are described in Table 6. Drugs for the prescription/OTC drugs panel are not typically quantitated unless specifically requested thus “Confirmed Levels” are not provided.

Table 3. Prescription or OTC drugs detected in Biological Samples – First Quarter 2024

Drug Class	Drug	Freq.	States Found*
Amphetamine (1)	Pseudoephedrine	7	CA, GA(2), KY(3), TX
Anesthetic (3)	Bupivacaine	1	IL
	Lidocaine	25	FL(3), GA(2), IL(2), KY(4), NE(3), NM, OH(4), TN (5), TX
	Medetomidine	2	TN, WA
Antidiarrheal (1)	Loperamide	3	LA, NE, OH
Antibiotic (1)	Sulfamethoxazole	3	MD, OH(2)
Anticonvulsant (3)	Gabapentin	11	GA, LA, MD, NE(2), OH, TN(5)
	Lamotrigine	9	GA, KY(2), MD, OR, TN(4)
	Levetiracetam	12	IL, KY(3), LA, NE, OH(2), OR, TN(2), TX
Antidepressant (10)	Amitriptyline	3	FL, MI, TN
	Citalopram	13	FL(2), GA(3), IL, KS, KY, NE(2), OH, TN, TX
	Duloxetine	3	KY, TN(2)
	Fluoxetine	4	LA, NE, OH(2)
	mCPP**	6	GA(2), MI(2), NE, TN
	Mirtazapine	4	FL, GA, LA, MD
	Norfluoxetine**	3	LA, OH(2)
	Nortriptyline**	3	FL, MI, TN
	Paroxetine	2	CA, OH
	Protriptyline	1	KY
	Sertraline	4	KY(3), NE
	Trazodone	9	GA(2), KY, MI(2), NE(3), TN
Venlafaxine	3	KY, MI(2)	

**Compounds are expected metabolites of parent drugs, as follow:

Expected Metabolite	Parent Drug
mCPP	Trazodone
Norfluoxetine	Fluoxetine
Nortriptyline	Amitriptyline

Drug Enforcement Administration – Toxicology Testing Program

Table 3 (Continued). Prescription or OTC drugs in Biological Samples – First Quarter 2024

Drug Class	Drug	Freq.	States Found*
Antidiabetic (1)	Metformin	1	KY
Antihistamine (8)	Brompheniramine	1	TX
	Chlorpheniramine	1	NE
	Diphenhydramine	30	FL, GA(3), IL, KY (5), LA, OH(3), TN(16)
	Doxylamine	7	FL(2), LA, TN(4)
	Hydroxyzine	9	CA, FL, KY(3), LA, MI, NE, OH
	Loratadine	1	OR
	Norpseudoephedrine	1	TN
	Promethazine	3	TN(3)
Antipsychotic (5)	Aripiprazole	1	GA
	Chlorpromazine	1	FL
	Haloperidol	2	IL, OR
	Olanzapine	6	FL, KY(3), TN(2)
	Quetiapine	9	IL, NE(2), OH(2), TN(4)
	Risperidone	1	KS
Antiretroviral (1)	Emtricitabine	1	GA
Anxiolytic (1)	Buspirone	4	GA, NE, TN(2)
Barbiturate (1)	Butalbital	2	GA, KY
Benzodiazepine (6)	7-amino Clonazepam**	11	FL(2), GA, KY(2), MD, NE(2), TN(3)
	Alpha-hydroxy Alprazolam**	4	GA, NE, TN(2)
	Alprazolam	20	FL, GA(4), KY, MI, NE(3), TN(9), TX
	Chlordiazepate	1	FL
	Clonazepam	6	FL, GA, KY, NE, TN(2)
	Desalkylflurazepam**	4	OH(3), TN
	Diazepam	11	FL(2), GA(2), IL, KY, NE, OH, TN(3)
	Lorazepam	13	IL, KY(4), OH(3), OR(2), TN, TX(2)
	Midazolam	11	GA, IL, KY(2), NM, OH, OR(2), TN(2), TX
	Nordiazepam**	11	FL(2), GA(2), IL, NE, OH, TN(4)
	Oxazepam**	3	TN, FL(2)
	Temazepam**	4	FL(2), GA, OH
Bronchodilator (1)	Albuterol	4	IL, KY, NE, TN

**Compounds are expected metabolites of parent drugs, as follow:

Expected Metabolite	Parent Drug
7-Amino Clonazepam	Clonazepam
Alpha-Hydroxy Alprazolam	Alprazolam
Desalkylflurazepam	Midazolam
Nordiazepam	Diazepam
Oxazepam	Diazepam
Temazepam	Diazepam

Drug Enforcement Administration – Toxicology Testing Program

Table 3 (Continued). Prescription or OTC drugs in Biological Samples – First Quarter 2024

Drug Class	Drug	Freq.	States Found*
Cardiovascular (8)	Amiodarone	3	GA(3)
	Atorvastatin	2	GA, OH
	Atropine	1	GA
	Carvedilol	1	KY
	Clonidine	5	GA, KY, LA, NE(2)
	Lisinopril	2	MI, TN
	Metoprolol	3	LY, NE(2)
	Propranolol	6	KS, KY, MI, NE(2), TN
Cough Suppressant (2)	Dextromethorphan	15	FL(2), GA(2), LA, NE, OH, TN(7), UT
	Dextrorphan	13	FL, GA(2), LA, MD, NE, OH, TN(6)
Decongestant (1)	Phenylephrine	1	TN
Muscle Relaxant (3)	Baclofen	2	GA, TN
	Cyclobenzaprine	3	GA, NE, TN
	Methocarbamol	2	TN(2)
Opioid (4)	Buprenorphine	5	KY(4), MI
	Difenoxin	1	KY
	EDDP**	5	GA(2), LA, NE, TN
	Methadone	6	FL, GA(2), LA, NE, TN
	Naloxone	18	FL(4), KS, KY, LA, MD, NE, OH(2), TN(6), TX
	Norbuprenorphine**	1	MI
Pain Reliever (2)	Acetaminophen	53	FL(2), GA(9), IL, KY (11), LA (3), MI, NE, OH(9), OR(2), TN(11), TX(2), UT
	Naproxen	1	GA
Sedative (1)	Zopiclone	1	KY
Stimulant (1)	Methylphenidate	2	GA, LA

* CA – California; FL – Florida; GA – Georgia ; IL – Illinois; KS – Kansas; KY – Kentucky; LA – Louisiana; MD – Maryland; MI – Michigan; NE – Nebraska; NM – New Mexico; OH – Ohio; OR – Oregon; TN – Tennessee; UT – Utah; WA– Washington

**Compounds are expected metabolites of parent drugs, as follow:

Expected Metabolite	Parent Drug
EDDP	Methadone

Expected Metabolite	Parent Drug
Norbuprenorphine	Buprenorphine

§ - Parent drugs or metabolites are only counted once for the number of drugs detected in Tables 1-5. If only a metabolite is encountered in the absence of a parent drug, it will still be counted as a unique drug. Both parent drugs and metabolites are counted as detections.

OTC = Over the Counter

Dietary Supplement Stimulants

DEA TOX confirmed 79 detections of three DSS (Table 4) in biological samples in the first quarter of 2024.

Table 4. DSS Detected in Biological Samples – Fourth Quarter 2023

Drug Class	Drug	Freq.	States Found*
DSS	Caffeine	74	CA, FL(5), GA(15), KS(3), KY(7), LA(2), MD(2), MI, NE(5), OH(8), OR(2), TN(16), TX(5), WA, WY
	Melatonin	1	KS
	Yohimbine	4	KY(3), TN

*CA – California; FL – Florida; GA – Georgia; KS – Kansas; KY – Kentucky; LA – Louisiana; MD – Maryland; MI – Michigan; NE – Nebraska; OH – Ohio; OR – Oregon; TN – Tennessee; TX – Texas; WA – Washington; WY – Wyoming

Precursors/Additives/Impurities

DEA TOX confirmed 89 detections of 6 P/A/I[§] (Table 5) in biological samples in the first quarter of 2024. One additional P/A/I detection in a drug product is described in Table 6.

Table 5. P/A/I Detected in Biological Samples – First Quarter 2024

Drug Class	Drug	Freq.	States Found*	Confirmed Levels (ng/mL)**			
				S	P	WB	U
Adulterant (2)	Levamisole	3	GA, OH, TN	24.0		0.1	NQ
	Quinine	30	FL, GA, IL, KY(3), NE(2), OH(4), TN(17), TX	21.5-287	5.3-6.9	1.4-326	7.9-1310
Impurity (1)	<i>N,N</i> -dimethyl amphetamine	9	CA, NE(2), TN(5), UT			1.0-88.7	10.7-84.6
Precursor (3)	4-ANPP	45	FL(3), GA(3), KS(2), KY, NE(9), OH(3), TN(22), TX(2)	0.7-5.9	1.1	0.2-586	7.7-661
	4-AP	1	NE			12.3	
	<i>N</i> -Boc Norfentanyl	1	OH	21.6			

*CA – California; FL – Florida; GA – Georgia; IL – Illinois; KS – Kansas; KY – Kentucky; NE – Nebraska; OH – Ohio; OR – Oregon; TN – Tennessee; TX – Texas; UT – Utah.

**S – Serum; P – Plasma; WB – Whole Blood; U – Urine; NQ – Not Quantified

§ - Parent drugs or metabolites are only counted once for the number of drugs detected in Tables 1-5. If only a metabolite is encountered in the absence of a parent drug, it will still be counted as a unique drug. Both parent drugs and metabolites are counted as detections.

Drug Products

DEA TOX confirmed 24 detections of 13 drugs (Table 6) in 8 drug product samples analyzed in the first quarter of 2024.

Table 6. Drugs Detected in Drug Products – First Quarter 2024

Drug Class	Drug Subclass	Drug	Freq.	States Found*	Level
New Psychoactive Substances	Benzodiazepine (1)	Bromazolam	1	FL	3.44 µg
	Cannabinoid (1)	XLR-11	1	TN	NQ
	Opioid (1)	Protonitazene	1	FL	3.64 mg
Prescription or Over the Counter Medications	Anesthetic (1)	Medetomidine	1	WA	756 ng
	Pain Reliever (1)	Acetaminophen	2	OR, TN	73 mg
Traditional Recreational Drugs	Amphetamine (1)	Methamphetamine	1	OR	0.15 mg
	Aryl Cyclohexylamine (1)	Ketamine	1	WA	4.61 µg - 13.2 µg
	Cannabinoid (3)	Cannabidiol	1	TN	NQ
		Cannabinol	1	TN	NQ
		Delta-9-THC	3	OR, TN(2)	200 mg
		11-nor-9-carboxy-delta-9-THC	1	TN	NQ
		11-OH-delta-9-THC	1	TN	NQ
	Cocaine (1)	Benzoyllecgonine	1	TN	NQ
	Opioid (1)	Fentanyl	3	WA, OR, TN	410 ng – 1.8 mg
		Hydrocodone	1	TN	NQ
		Oxycodone	1	TN	NQ
	Stimulant Alkaloid (1)	Cotinine	1	TN	NQ
		Nicotine	1	TN	NQ

* FL – Florida; OR – Oregon; TN – Tennessee; WA – Washington ; NQ – Not quantified; mg – milligram; ng – nanogram; µg – microgram

§ - Parent drugs or metabolites are only counted once for the number of drugs detected in Tables 1-5. If only a metabolite is encountered in the absence of a parent drug, it will still be counted as a unique drug. Both parent drugs and metabolites are counted as detections.

Drug Enforcement Administration – Toxicology Testing Program

Select Drug Product Exhibits:

Table 7. Drug Product Exhibit #1: Total Exhibit Weight: 105.0mg


Drug Class	Drug	State Found*	Confirmed Levels	Actual Amount within Drug Product
PD	Acetaminophen	OR	695 mg/g	73.0mg
TRD	Fentanyl		18 mg/g	1.8mg
	Methamphetamine		1.5 mg/g	0.15mg
P/A/I	4-ANPP		1.3 mg/g	0.14mg



*OR - Oregon

Table 8. Drug Product Exhibit #2: Total Exhibit Weight: 902.9mg

Drug Class	Drug	State Found*	Confirmed Levels	Actual Amount within Drug Product
TRD	Ketamine	WA	14.6 µg/g	13.2µg
	Fentanyl		0.115 µg/g	0.104µg
PD	Medetomidine		0.837 µg/g	0.756µg



*WA - Washington

Drug Enforcement Administration – Toxicology Testing Program

Table 9. Drug Product Exhibit #3: Total Exhibit Weight: 602.8mg

Drug Class	Drug	State Found*	Confirmed Levels	Actual Amount within Drug Product
NPS	Protonitazene	FL	6.04 mg/g	3.64mg
	Bromazolam		5.07 µg/g	3.44µg



*FL - Florida

Contact Information

We invite medical and law enforcement facilities to contact our program if you encounter an overdose of a suspected synthetic drug and desire to have any leftover biological samples (blood preferred) analyzed further for such synthetic substances.

- **Sample Qualifications:**

- Patients thought to have ingested a synthetic drug, where the traditional drug screen has produced little or no viable options to explain the symptoms exhibited by the patient (alcohol and THC are exempted).

- **How to Contact Us and Send Your Samples:**

- Once the above qualifications are satisfied:
 - Email DEATOX@DEA.GOV with a brief description of the case (including initial toxicology screen and history) and a request for testing.
 - DEA will respond to each inquiry, and if approved, will send the instructions for packing and shipping of sample(s) to UCSF.
 - The main reason for disapproval of a case would be the identification of substances including methamphetamine, heroin, fentanyl, cocaine, LSD, PCP etc. in a routine toxicology screening at your facility.
 - This program's goal is to connect symptom causation to abuse of newly emerging synthetic drugs (e.g. synthetic cannabinoids, synthetic cathinones, fentanyl-related substances, other hallucinogens etc.).
- Ensure that you de-identify and label the sample with a numerical value, sex, date of birth or age, and the date and time the sample was collected in accordance with the labeling instructions (sent with shipping instructions).
- Keep a master list of the patients and the numerical values you allocated to each sample at your institution.

- **Cost of Sample Analysis:**

- DEA will cover the full cost of testing the patient samples.
 - The sender will only be responsible for paying for packing and shipping samples to UCSF.

- **Turn-around Time:**

- Results are expected within three to four weeks of receipt of the sample at UCSF except in rare occurrences when a novel substance is identified.

Public Domain Notice

All material appearing in this publication is in the public domain and may be reproduced or copied without permission from the DEA. However, this publication may *not* be reproduced or distributed for a fee without the specific, written authorization of the U.S. Drug Enforcement Administration, U.S. Department of Justice. Citation of the source is appreciated.

Suggested citation:

U.S. Drug Enforcement Administration, Diversion Control Division (2024). *DEA TOX: Quarterly Report – First Quarter 2024*. Springfield, VA.

OBTAINING COPIES OF THIS PUBLICATION

Electronic copies of this publication can be downloaded from the DEA TOX website at:

https://www.deadiversion.usdoj.gov/dea_tox/index.html.

This report was produced in conjunction with the CTEB laboratory at UCSF.



**Clinical Toxicology
and Environmental Biomonitoring Laboratory**

DEA PRB-2024-15-1stQtr